

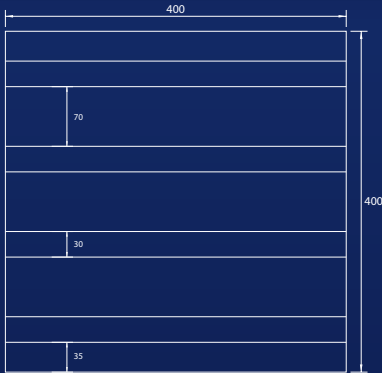


## Segregated Shared Cycle Track/ Footway Surface (Cycle Track)

### DATA SHEET

#### Product Details

Viztek Ltd's Cycle Track Surface Tactiles provide segregation for cyclists on the carriageway and also for pedestrians and cyclists on the footway. Installing the Cycle Track not only assists visually impaired people but will also be helpful to other vulnerable pedestrians such as those with impaired hearing and those with walking difficulties. The purpose of the cycle track / footway is to advise visually impaired people of the correct side to enter. For more information of the correct layout required etc. please visit the DfT guidelines website shown at the foot of this Data Sheet.



### Specifications

#### Sizes

400mm x 400mm

Bespoke Sizes are also available upon request.

#### Colours

Available in Buff / Yellow / Charcoal / Grey and can be made to any given RAL Colour if required.

#### Quantity

Supplied in boxes of 10 No.

### Contact

For any further information or assistance regarding any of the above please feel free to contact Viztek Ltd

T | 0191 516 6606

E | [info@viztekltd.co.uk](mailto:info@viztekltd.co.uk)

[www.viztekltd.co.uk](http://www.viztekltd.co.uk)

### Major Plus Points

High Slip Resistance Levels

Speedy Installation

20 - 25 Years Design Life

No Noise Pollution During Installation

No Mechanical Fixings

Hard Wearing Aggregates

Recycled Materials

Meets Current DfT Guidelines

Does not Crack when Trafficked

### Installation

Viztek Ltd Tactiles can be installed onto almost any given substrate i.e. concrete / tarmac / mastic asphalt / GRP / Steel. Particular attention needs to be paid when installing onto freshly laid tarmac due to flux oils being present. The tactiles are also flexible enough to cope with any minor substrate deviations and are therefore ideal for the majority of Highway Projects throughout the UK. Our Tactiles are installed using a high quality EP (Epoxy Resin) Adhesive that is Moisture Tolerant and provides an excellent bond.

### Testing

Viztek Ltd Tactiles undergo a stringent QC process to ensure consistent colour and thickness throughout. Our tactiles also far outperform the required DfT standards of PTV (Pendulum Test Values) and SRV (Slip Resistance Values) and are second to none as far as providing the highest level of slip resistance as "Pedestrian Safety is Paramount". We not only test the slip resistance in-house but also arranged for independent testing too for further clarification.

### Application

"Correct Application is Key" which is why Viztek Ltd can offer to Supply & Install / Offer In-House Training Demo's / Supply Installation Guides and as much technical support as is needed to ensure that the system is installed correctly and lasts for as long as possible.

### Controlled & Uncontrolled Crossings - The Difference Explained

For any Un-Controlled Crossings the most commonly used colour is Buff but this can be any colour (other than Red) as long as it provides a sound enough contrast in colour to that of the surrounding substrate. For any Controlled Crossings the colour must always be Red, unless the surrounding substrate is also Red and if so then a contrasting border of at least 150mm should be installed around the tactile surface area.